

Part

PearsonLloyd



Technical

The Part sofa and chair have a confidently square outer frame with contrasting softer seat and back that emphasise comfort. With a nod to traditional upholstery, the buttoning to the back cushion repeats the square motif. For a bold look, upholstery can extend to floor level or, for a lighter aesthetic, Part may have either steel or turned wooden legs.

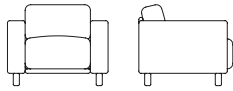
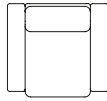
Materials

Frame	FSC ply, glued and screwed
Foam	CME Foam
Legs	Turned hardwood with clear lacquered finish or to floor on adjustable nylon glides
Upholstery	Available in a wide range of fabrics and leathers or you own fabric (COM)

Armchair

PART001

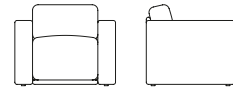
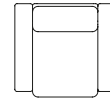
Height (mm) 780/430
Width (mm) 910
Depth (mm) 845



Armchair

PART002

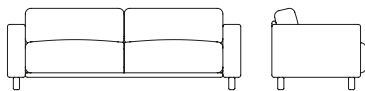
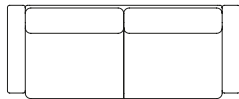
Height (mm) 780/430
Width (mm) 910
Depth (mm) 845



Sofa

PART003

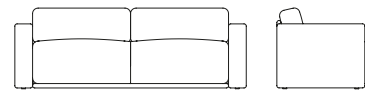
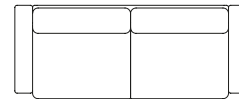
Height (mm) 780/430
Width (mm) 2090
Depth (mm) 845



Sofa

PART004

Height (mm) 780/430
Width (mm) 2090
Depth (mm) 845



Finishes

The finishes shown are our standard finishes, if you wish to specify any finish other than these options please contact us to discuss your requirements. Please note that colours are for reference only.

Wooden Legs

RAL 7021 Black



RAL 9016 White



RAL 3002 Carmine Red

